

Electrolux Dryers

Stack and Single Pocket Coin/Card

Faster drying using 40% less gas.

Built to last, Electrolux dryers are precision-engineered for efficiency, ease of use, and superior drying results. You will use less gas and dry faster than with competing brands. Pair Electrolux dryers with Electrolux high G-force washers, and you create an even stronger competitive edge: increased load capacities, faster drying, less wear and tear on garments, lower energy consumption, and time savings. Your customers will love the fast drying and user-friendly controls. You'll appreciate the "green" engineering, cost savings, easy operation, and years of low maintenance.

FEATURES AND BENEFITS:

- Up to 25% in gas savings with axial airflow, tight construction, and reversing cylinders
- Save up to an additional 15% of energy consumption with EcoPower. Less wear-and-tear on garments and prevents over-drying
- Best lint screen in the industry – easiest and quickest to clean, ergonomically designed
- Large door opening for easy loading and unloading
- Excellent water evaporation efficiency per kWh
- Reversing drums (standard) reduces energy consumption, prevents tangling, and laundry dries more quickly
- 120 volt, single-phase for easy installation
- **Options:** LaundryPulse

COMPASS PRO MICROPROCESSOR OFFERS:

- Easy to customize programs
- Large display and one control knob for easy program selection
- More than 20 languages available – Displays two languages, simultaneously
- Real-time clock for time of day pricing, happy hour pricing and promotions
- Detailed user statistics and programmability

MAIN OPTIONS

- Stainless steel front and drum
- Frequency controlled motor

ACCESSORIES

- Fresh air intake
- Exhaust on top



Available in 35x35 and 50x50 stacks, 35, 67 and 83 lb. capacities. Vertical blue wave front panel standard. Stainless available. Choice of card ready or drop coin payment.

Electrolux energy savings have been measured extensively. Results may vary depending on installation and other conditions.



Designed by experts. Inspired by you.




Electrolux Stacked / Single Pocket Dryers	STACKED DRYERS				SINGLE POCKET DRYERS						
	T5300S		T5425S		T5290		T5550		T5675		
Capacity (lb/kg)	2 x 35	2 x 16	2 x 50	2 x 22.7	35	16	67	31	83	37.5	
Width (in/mm)	31 1/8	790	34 3/16	868	28 1/16	713	37 13/16	961	37 13/16	961	
Depth (in/mm) (Steam heat add 6" (150mm) to T5x models)	43 7/8	1115	52 3/5	1336	47 5/8	1210	53 3/4	1365	61 7/16	1560	
Depth with door open (in/mm) (Steam heat add 6" (150mm) to T5x models)	72 7/16	1840	85 15/16	2183	74 1/8	1883	92 1/8	2340	93 5/16	2370	
Height Overall (in/mm)	76 3/8	1940	82 1/8	2086	66 1/2	1688	73 9/16	1869	73 1/8	1857	
Height without heating unit (in/mm)	n/a										
Door opening diameter (in/mm)	22 13/16	580	27 1/16	687	22 5/6	580	31 7/8	810	31 7/8	810	
Cylinder volume (ft ³ /l)	2 x 10.6	2 x 300	2 X 15	2 X 423	10.3/16	290	19.4	550	23.8	675	
Crated Weight (lb/kg)	683	311	880	440	453	206	664	302	695	316	
Utility Connections											
Exhaust duct diameter (in/mm)	8	200	8	200	8	200	8	250	8	250	
Exhaust static pressure (inches H2O / mbar) (max at 60Hz)	0.75	1.9	0.75	1.9	0.75	1.9	0.75	1.9	0.75	1.9	
Gas connection (One inlet supplies both pockets on stack dryers)	1/2 MNPT		3/4 MNPT		1/2 MNPT		1/2 MNPT		1/2 MNPT		
Steam connection, inlet & condensate	n/a				1 MNPT		1 MNPT		1 MNPT		
Energy Data											
Gas (Btu/hr)	2 x 71,650		2 x 94,000		71,700		112,700		143,400		
Airflow (ft ³ /min / m ³ /hr) (gas heat)	2 x 353	2 x 600	2 x 500	2 x 850	360	610	553	940	671	1140	
Electric Heating Power (kW) @ 208-240V/3Ø	9 or 13.5 or 18		n/a		13.5 or 18		18 or 24 or 32		32 or 40		
Airflow (ft ³ /min / m ³ /hr) (elec. heat)	2 x 353	2 x 600	n/a		324	550	553	940	671	1140	
Steam Consumption (lb/hr / kg/hr) (approximate)	n/a		n/a		80	36	118	54	150 / 68		
Airflow (ft ³ /min / m ³ /hr) (steam heat)	n/a		n/a		406	690	636	1080	812	1380	
Electrical Requirements											
Current, gas or steam, 120 V/60Hz(full load/circuit breaker)	2 x 9A / 2 x 15A		2 x 14A / 2 x 20A		7.5A (15A)		15.8A (20A)		16A (20A)		
Current, gas or steam, 208-240 V/60Hz/1Ø(full load/circuit breaker)	2 x 4.5A / 2 x 15A		2 X 7A / 2 X 15A		3.8A (15A)		8.2A (15A)		8.2A (15A)		
Current, gas or steam, 208-240 V/60Hz/3Ø(full load/circuit breaker)	n/a				3.7A (15A)		10A (15A)		10A (15A)		
Current, electric, 208-240 V/60Hz/3Ø (full load/circuit breaker)	Depends upon Voltage and power selected. Contact Laundrylux Sales Department.										
Alternate Voltages											
Alternate voltages available. Contact Laundrylux Sales Department.											
Supply Pressures											
Natural Gas (inches H2O / mbar)	3.5-12 / 9-30										
Propane (inches H2O / mbar)	10-13 / 25-30										
Steam (psi / bar) (max)	n/a				145 / 10						
<p><i>Refer installation and servicing to qualified, licensed personnel. Always read installation and operating manuals and consult local codes before installation. Protect machines with properly rated, common-trip, circuit breakers ONLY. Warranty void if not properly installed. Solid-mount machines require a concrete foundation, and are not suitable for upper-floor or above-basement installations. Contact us for more information and for availability of machines for electric services not listed. Specifications subject to change without notice. Laundrylux assumes no responsibility for errors or omissions in this information.</i></p>											



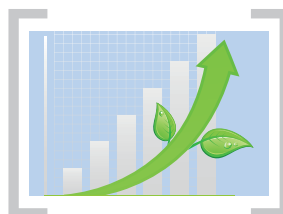
Electrolux Professional Line 5000 The all-in-one business solution for your self-service laundry.




Dry faster using up to 40% less energy
– thanks to EcoPower, Axial Airflow, and tight construction



Longer machine life
with support rollers and advanced blower wheel



Up to 15% less energy
with EcoPower



Reversing Cylinders
for time & energy savings

Please contact your local authorized Electrolux Professional Distributor.

For Electrolux Professional Laundry Solutions in North America:

Laundrylux

800.381.7222 • laundrylux.com

Laundrylux • 461 Doughty Blvd., Inwood, NY 11096-0338

T 516-371-4400 • F 516-371-4204 • sales@laundrylux.com

Parts: 516-371-2000 • F 516-371-4029 • parts@laundrylux.com

Technical Care: 516-371-0700 • F 516-371-4029 • techcare@laundrylux.com

En Mexico: Llame gratis a este numero 001-800-010-1010



BDS LAUNDRY
Commercial Solutions

(800) 688-0020 • info@bdslaundry.com

